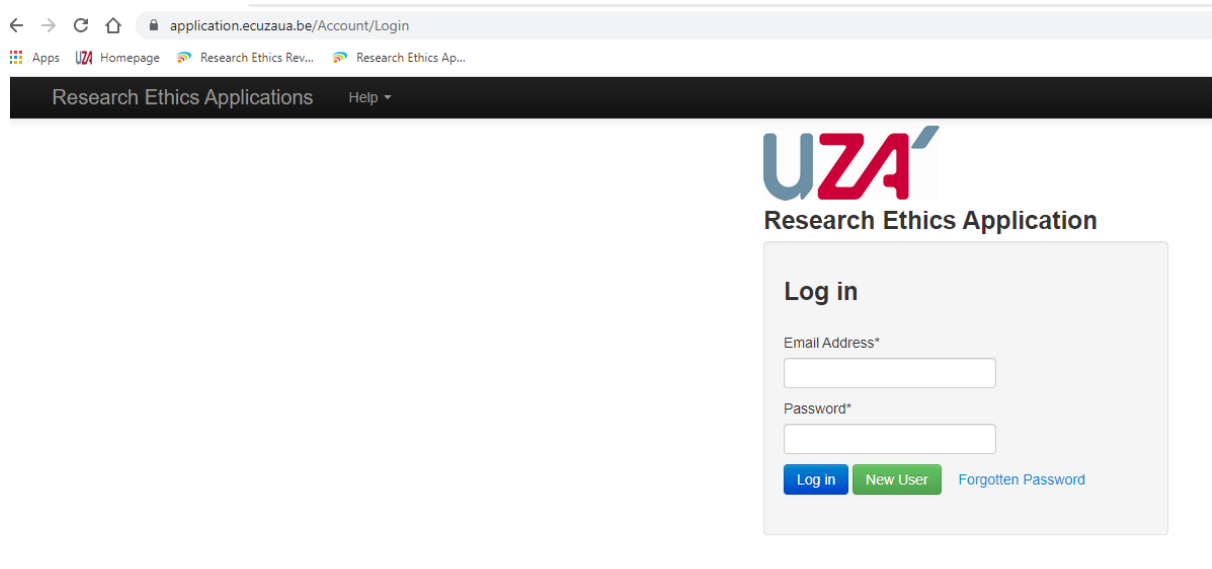
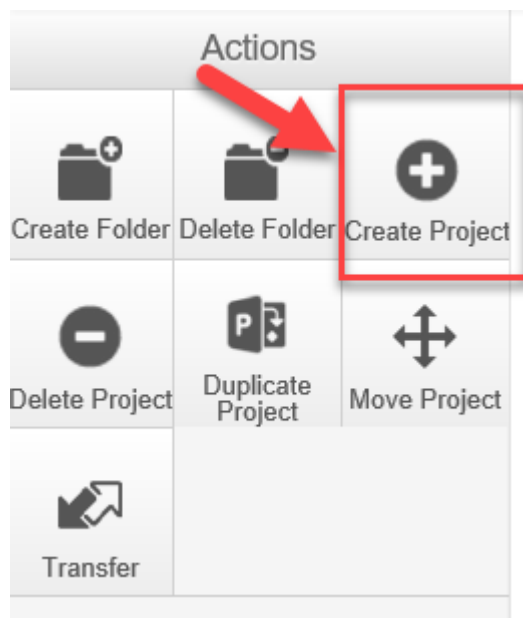


## Research Ethics Applications - Workflow indienen ethische vraag voor het Ethisch Comité UZA/UA

- Ga naar 'application.ecuzaua.be'
- Maak een account aan (bevestig deze account in de email die u ontvangt met extensie infonetica.net)



- U kan nu starten met het invullen van uw ethische vraag via 'create project' knop links bovenaan je scherm onder de 'actions tabel'



- U ziet het volgende scherm

**Create Project** [X]

Project Title\* (Max 200 characters)


Form\*

[Create] [Close]

- Vul de titel van uw ethische vraag in
- Selecteer onder 'form' het juiste document: voor een ethische vraag selecteert u 'New application EC UZA-UAntwerpen'
- Druk op 'introduction' : u maakt nu de keuze 'ethical question', om naar het volgend scherm te gaan druk up op de 'next' button

## Ethische vraag workflow

Project Tree ▾



Action Required	Status	Review Reference
Yes	Not Submitted	N/A

Navigation

Documents

Signatures

Collaborators

Submissions

## New application EC UZA-UAntwerpen

Section

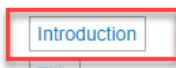
Introduction

Title

Questions

Introduction

Title




# New application EC UZA-UAntwerpen

**Application Type**

Clinical trial/experiment or ethical question?

Clinical trial/experiment

Ethical question



- U vult nu het application form in en voegt hier eventueel documenten aan toe.

**New application EC UZA-UAntwerpen**

**Title**

Short title/Ethical question (200 chars max.)

Ethische vraag workflow

**Ethical question**

Applicant name

Applicant Email

Ethical question

Response required by

**Document to support ethical question?**  Yes  No

**Are there any additional contacts?**  Yes  No

- U kan de ethische vraag indienen via de 'submit' knop die onderstaand het scherm verschijnt.

# Submission Message

**Thank you for submitting your form. It has been successfully received.**

**If you have further questions, please contact [ethischcomite@uza.be](mailto:ethischcomite@uza.be)**

[Home](#)

Als u naar de 'home' knop gaat in bovenstaande boodschap komt u terug in uw 'work area' terecht.

The screenshot displays the 'Work Area' interface for 'Research Ethics Applications'. The top navigation bar includes 'Research Ethics Applications', 'Work Area', 'Contacts', and 'Help'. The main content area is titled 'Work Area' and features a sidebar with various actions. The central dashboard shows several summary cards: 'Notifications' (127), 'Signatures' (0), 'Transfers' (0), and 'Shared' (0). Below these are 'Project Folders' with 'Ethical question' (0) and 'Afgewerkte projecten' (0). At the bottom, there is a 'Projects' section with a search bar and a table with columns for Project Title, Project ID, Owner, Date Created, and Date Modified.

- Onderaan dit scherm vindt u een overzicht van de projecten/ethische vragen die u reeds hebt ingediend
- Onder de 'notification' button kan u het ganse proces van uw submissions volgen - u hoeft dus niet steeds het EC te contacteren om te weten of uw studie goed werd ontvangen etc.

# Notifications

Search

Received after  Received before

Display  100 notifications

Please note that only the specified number of notifications will show after searching.

<input type="checkbox"/>	Message	Attachment
<input type="checkbox"/>	✓  Application Received	None
<input type="checkbox"/>	✓  Your form has been signed by Mevr. Anniek Leeraert	None
<input type="checkbox"/>	✓  Application has been accepted	None
<input type="checkbox"/>	✓  Application Received	None
<input type="checkbox"/>	✓  Application has been accepted	None
<input type="checkbox"/>	✓  Application Received	None
<input type="checkbox"/>	✓  Application has been accepted	None
<input type="checkbox"/>	✓  Application has been accepted	None
<input type="checkbox"/>	✓  An Approval Letter has been created for your review	
<input type="checkbox"/>	✓  Application has been accepted	None
<input type="checkbox"/>	✓  Correspondence received	None
<input type="checkbox"/>	✓  Application has been accepted	None
<input type="checkbox"/>	✓  An Approval Letter has been created for your review	
<input type="checkbox"/>	✓  Application has been accepted	None
<input type="checkbox"/>	✓  Application Received	None